



ELDORADO
STONE

THE START OF SOMETHING BEAUTIFUL™

2025 PRODUCT GUIDE

ELDORADO STONE®
ARCHITECTURAL VENEER

VINTAGE RANCH™ WOOD PLANK



DAWNWOOD™ Vintage Ranch



DOVERWOOD Vintage Ranch



FOXWOOD Vintage Ranch



PARCHWOOD Vintage Ranch



SADDLEWOOD Vintage Ranch



STRATUSWOOD™ Vintage Ranch



SHORE BREEZE™ Rivenwood



TAWNY BROWN™ Rivenwood

RIVENWOOD™

CUT COARSE STONE®



CANNONADE® Cut Coarse Stone



MADRONA Cut Coarse Stone



OYSTER Cut Coarse Stone



SEASHELL Cut Coarse Stone

COASTALREEF®



PEARL WHITE Coastal Reef



SANIBEL Coastal Reef

ZEN24



NICKEL Zen24



SOFT LIGHT Zen24

MARQUEE24



DOVE TAIL Marquee24



SANDERLING Marquee24

SIERRACUT24



MONUMENT SierraCut24

VANTAGE30



CUMULUS® Vantage30



SOUTHERN PEAK Vantage30



STORMCLOUD Vantage30



WHITE ELM Vantage30

RIDGETOP18



GRANITE SPIRE Ridgertop18



WHISPER WHITE Ridgertop18

LEDGECUT33®



BIRCH LedgeCut33



SAGE LedgeCut33

EUROPEAN LEDGE®



COTTONWOOD® European Ledge



GLACIER European Ledge



IRON MILL European Ledge



LINEN European Ledge



SEA CLIFF™ European Ledge



SIDEWALK European Ledge



ZINC European Ledge

Sea Cliff™ European Ledge®



STACKED STONE



ALDERWOOD® Stacked Stone



BLACK RIVER® Stacked Stone



CASTAWAY® Stacked Stone



CHAPEL HILL® Stacked Stone



DARK RUNDLE® Stacked Stone



DAYBREAK Stacked Stone




DRY CREEK Stacked Stone



KORYAK RIDGE™ Stacked Stone



NANTUCKET Stacked Stone



PEWTER Stacked Stone



SILVER LINING Stacked Stone



SLATE GRAY Stacked Stone

MOUNTAIN LEDGE



ASHEVILLE Mountain Ledge



CHARLESTON Mountain Ledge



DURANGO® Mountain Ledge



LEXINGTON Mountain Ledge

MTN. LEDGE PANELS



SIERRA® Mountain Ledge



YUKON Mountain Ledge



BOW VALLEY Mtn. Ledge Panels



PIONEER Mtn. Ledge Panels



RUSSET® Mtn. Ledge Panels



SILVERTON® Mtn. Ledge Panels



WHISKEY CREEK® Mtn. Ledge Panels

RUSTIC LEDGE®



CASCADE® Rustic Ledge



CLEARWATER Rustic Ledge



SAWTOOTH® Rustic Ledge



SEQUOIA® Rustic Ledge

BLUFFSTONE



BODEGA Bluffstone



MINERET Bluffstone



PRESCOTT Bluffstone

LIMESTONE



GRAND BANKS™ Limestone



NEW HAVEN Limestone



SAN MARINO Limestone



SHILO Limestone



YORK Limestone

ROUGH CUT®



AUTUMN LEAF® RoughCut



CASA BLANCA RoughCut



FALLING SPRING RoughCut



LOIRE VALLEY™ RoughCut



MOONLIGHT® RoughCut



RANCHERS RIDGE™ RoughCut



VINEYARD TRAIL® RoughCut



WHEATFIELD RoughCut

Blend of Ranchers Ridge™ in RoughCut® and Fieldlege® with a standard grout technique.

CLIFFSTONE®



BANFF SPRINGS Cliffstone



BARLEY Cliffstone



BOARDWALK Cliffstone



CAMBRIA Cliffstone

HILLSTONE®



LUCERA® Hillstone



VERONA Hillstone

CYPRESS RIDGE®



CATANIA Cypress Ridge



ORCHARD® Cypress Ridge



LANTANA® Cliffstone



MANZANITA® Cliffstone



MESQUITE® Cliffstone



MONTECITO® Cliffstone

FIELDLEDGE®



ANDANTE® Fieldledge



MESETA® Fieldledge



PADOVA Fieldledge



RANCHERS RIDGE™ Fieldledge

SHADOW ROCK



NORDIC PEAK™ Cliffstone



WHITEBARK® Cliffstone



BRONZE Shadow Rock



CHESAPEAKE Shadow Rock



VENETO® Fieldledge



FAROLA™ LoreioBrick



HOLLIN™ LoreioBrick



LILIA™ LoreioBrick



CRESCENT PEAK Shadow Rock



SOMERSET Shadow Rock



TETON® Shadow Rock



WILLOW Shadow Rock

COUNTRY RUBBLE



BELLA Country Rubble



COGNAC Country Rubble



MILLSTREAM Country Rubble



POLERMO Country Rubble

RIVER ROCK



COLORADO River Rock



RIO GRANDE River Rock



YAKIMA River Rock



IRONSIDE® TundraBrick



LATIGO® TundraBrick



RIVERBED TundraBrick



ELDORADO STONE®

ARCHITECTURAL ACCENTS + ACCESSORIES

Please consult an I-XL representative or visit eldoradostone.com for size options, dimensions and additional information.



Pearl White CoastalReef® mood board.

PROTECTIVE TREATMENT FOR ALL REGIONS

CRAFTSHIELD™

Pre-Diluted Siloxane Repellent



Preserve the art of masonry and safeguard the surface of your stone veneer. Designed for both exterior and interior applications, CraftShield dries invisible to the eye, is low in odour, and offers a 10-Year Protection.

EASTERN REGION

ELECTRICAL BOXES



Left Box: 8" × 8" (approx. 1.75" thick)
Right Box: 6" × 8" (approx. 2" thick)

WAINSCOT SILLS—STRAIGHT

CHISELED EDGE™



19.75"L × 3"D × 2"H (face)
to 2.5"H (back)


SNAPPED EDGE™



19.75"L × 3"D × 1.5"H (face)
to 2.5"H (back)

HEARTHSTONES

CHISELED EDGE™



20"L × 20"D × 2"H
20"L × 20"D × 2"H

WAINSCOT SILLS—90°

CHISELED EDGE™



8"L (both exterior sides) × 3"D ×
2"H (face) to 2.5"H (back)

WESTERN REGION

ELECTRICAL BOXES



6" × 8" (approx. 2" thick)

LIGHTBOXES



8" × 10" (approx. 1.75" thick)

TRIM STONES

ASHLAR



8" × 6" (approx. 2" thick)

WAINSCOT SILLS—STRAIGHT

CHISELED EDGE™



19.75"L × 3"D × 2"H (face)
to 2.5"H (back)

SPLIT EDGE™



20"L × 3"D × 2"H (face)
to 2.5"H (back)

SNAPPED EDGE™



19.75"L × 3"D × 1.5"H (face)
to 2.5"H (back)

WAINSCOT SILL—90°


CHISELED EDGE™



8"L (both exterior sides) × 3"D ×
2"H (face) to 2.5"H (back)

HEARTHSTONES

CHISELED EDGE™




20"L × 20"D × 2"H

SPLIT EDGE™



20"L × 20"D × 2"H

SNAPPED EDGE™



20"L × 20"D × 1.5"H



WALL CAPS

CHISELED EDGE™



Wall Caps approx. 2.25" thick.
Available in 3 sizes:
37" × 12"
37" × 9"
37" × 6"

SPLIT EDGE™



Available in 2 sizes:
12"L × 30"D × 2"H
9"L × 30"D × 2"H

Montecito® Cliffstone® with a
dry-stack grout technique.

ELDORADO STONE®
THE **CONNECT** SYSTEM



Silver Lining Stacked Stone CONNECT.

INSTALL STONE
WITH A SIMPLIFIED
**MORTARLESS
SYSTEM**
COMPLETE WITH AIR CAVITY

The Eldorado Stone® **CONNECT** System offers the authenticity and natural details of Eldorado Stone in a clip system for additional installation and wall performance benefits. The **CONNECT** System installs easily with screws and creates a 10mm air gap between stone and wall. The air gap allows water and air to pass behind the stone, creating a rainscreen for wet environments. The clip system also allows for simple installation in colder climates where mortar can be difficult to manage.



Nantucket Stacked Stone **CONNECT**.

THE **CONNECT** SYSTEM

BENEFITS



QUICK & EASY INSTALL



NO MORTAR, NO MESS



BUILT-IN RAINSCREEN



INSTALL YEAR ROUND

HOW IT WORKS

The **CONNECT** System is an easy-to-use clip system that allows you to install specially designed Eldorado Stone profiles onto a wall without the use of mortar. For full instructions, refer to *The **CONNECT** System Installation Guide* (use the QR code at right).



1 A metal starter strip is screwed near the bottom of the wall.



2 Each stone has a groove that allows it to easily sit on the metal starter strip.



3 Fastening clips are placed in the top grooves of the stone and screwed to the wall to secure the stone's placement.



4 Additional rows are easily installed with the placement of stones and fastening clips.

COMPONENTS

FLAT PANELS

Flat panels are available in different lengths and each panel has a rich variation in colours.



CORNERS

Corners are available in different lengths to allow for a staggered, natural look during installation.



HARDWARE

A variety of hardware is available to complete your **CONNECT** system installation. Available hardware includes black oxide coated stainless steel fastening clips; stainless steel starter strips; and 1" stainless steel #2 square-drive, pan-head self-tapping screws.

CLIPS & SCREWS




STARTER STRIP



ACCESSORIES


The **CONNECT** System accessories are created by hand to meticulously emphasize unique colour hues and detailed sculptural characteristics.

ELECTRICAL BOX



5.875"L x 1.3125"D x 7.875"H

LIGHT BOX



7.875"L x 1.3125"D x 9.875"H

WAINSCOT SILL



19.75"L x 3.25"D x 2"H (FACE) to 2.5"H (BACK)

PROFILES

The **CONNECT** System is available in Eldorado Stone Stacked Stone and offers five different colours.

STACKED STONE **CONNECT**

The classic elegance and intricate detail of small stones combined with the simplicity of a panel system create a carefully hand-laid drystack appearance. Stones 4" high and in varying lengths of 8", 12" and 20" make installation easy for expansive walls and column fascias alike.



BLACK RIVER® Stacked Stone **CONNECT**



CHAPEL HILL® Stacked Stone **CONNECT**



DARK RUNDLE® Stacked Stone **CONNECT**



NANTUCKET Stacked Stone **CONNECT**



SILVER LINING Stacked Stone **CONNECT**



Black River® Stacked Stone **CONNECT**.

Because Eldorado Stone replicates natural stone, variations should, and can be expected. Even though colours in this brochure are as close to the actual stone as possible, photographic and printing techniques — and actual viewing conditions — can alter perception of colour. It is recommended to obtain a sample of Eldorado Stone before placing an order.

If you would like more information on prices, availability of stone, the name of your local distributor, or answers to any questions not covered in this brochure, please contact us. We would be happy to assist you with your stone building plans. Detailed installation instructions, specifications, technical information and test data is available upon request or can be found on our website.

Cover: **Grand Banks™ Limestone** with a standard grout technique.



800.925.1491 ELDORADOSTONE.COM



DISTRIBUTED BY I-XL BUILDING PRODUCTS

Please join us on:



Westlake
Royal Building Products™
STONE SOLUTIONS

© 2025 Westlake Royal Stone, LLC.
Eldorado Stone® is a trademark of Westlake Royal Stone LLC.
040725

