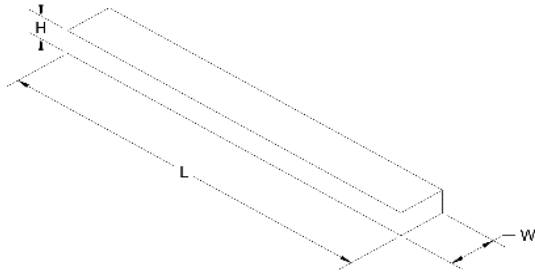




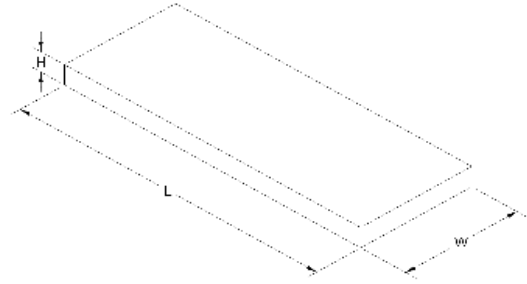
STANDARD CUT STONE ACCESSORIES CATALOG

Effective January 1, 2020

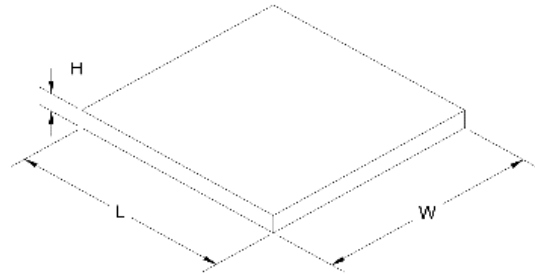
SLIP SILLS



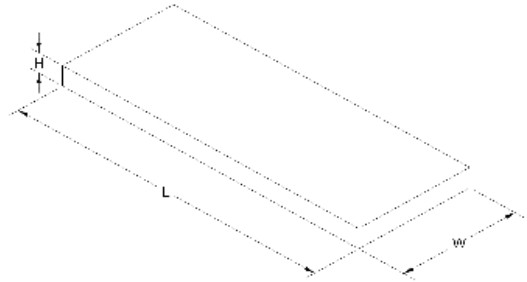
COPING



PIER CAPS

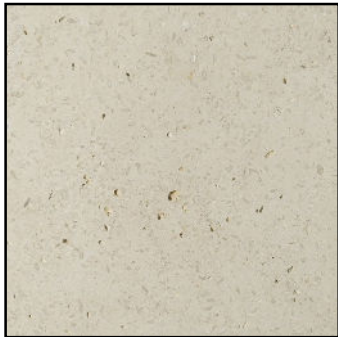


TREADS




STONE TYPES


TOP LEDGE
COTTONWOOD



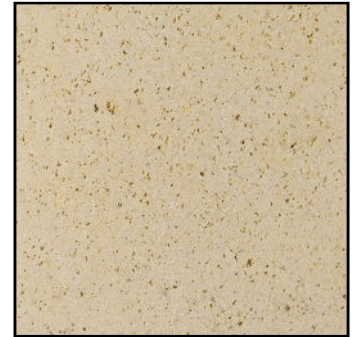
BOTTOM LEDGE
COTTONWOOD




FLINT HILLS GRAY



ONAGA



PLAZA GRAY



PRAIRIE SHELL



SILVERDALE



TERMS & CONDITIONS

Order minimum is 1 pallet. Orders filled from available stock are only available in full pallet quantities. Orders requiring fabrication will be filled based on Purchase Order.

STANDARD SILL STOCK

PRODUCT CODE	FINISH (TOP, FACE)	DIMENSIONS (H x W) *All units 47 5/8" long
SS24803X-SS SS24803X-SP	Sawn, Sawn Sawn, Pitched	2 1/4" x 2-1/2"
SS24805X-SS SS24805X-SP SS24805X-HH SS24805X-HP	Sawn, Sawn Sawn, Pitched Honed, Honed Honed, Pitched	2 1/4" x 4-5/8"
SS34805X-SS SS34805X-SP SS34805X-HH SS34805X-HP	Sawn, Sawn Sawn, Pitched Honed, Honed Honed, Pitched	3" x 4-5/8"
SS44805X-SS SS44805X-SP SS44805X-HH SS44805X-HP	Sawn, Sawn Sawn, Pitched Honed, Honed Honed, Pitched	4" x 4-5/8"
SS24806X-SS SS24806X-SP SS24806X-HH SS24806X-HP	Sawn, Sawn Sawn, Pitched Honed, Honed Honed, Pitched	2 1/4" x 5-5/8"
SS34806X-SS SS34806X-SP SS34806X-HH SS34806X-HP	Sawn, Sawn Sawn, Pitched Honed, Honed Honed, Pitched	3" x 5-5/8"
SS44806X-SS SS44806X-SP SS44806X-HH SS44806X-HP	Sawn, Sawn Sawn, Pitched Honed, Honed Honed, Pitched	4" x 5-5/8"
SS24808X-SS SS24808X-SP SS24808X-HH SS24808X-HP	Sawn, Sawn Sawn, Pitched Honed, Honed Honed, Pitched	2 1/4" x 7-5/8"
SS34808X-SS SS34808X-SP SS34808X-HH SS34808X-HP	Sawn, Sawn Sawn, Pitched Honed, Honed Honed, Pitched	3" x 7-5/8"
SS44808X-SS SS44808X-SP SS44808X-HH SS44808X-HP	Sawn, Sawn Sawn, Pitched Honed, Honed Honed, Pitched	4" x 7-5/8"

PRODUCT CODE LEGEND

X = STONE TYPE: **B** = Bottom Ledge Cottonwood | **T** = Top Ledge Cottonwood | **FHG** = Flint Hills Gray | **O** = Onaga
PG = Plaza Gray | **P** = Prairie Shell | **S** = Silverdale

STANDARD COPING

PRODUCT CODE	FINISH (TOP, 2 LONG EDGES)	DIMENSIONS (H x W) *All units 47 5/8" long
FC122X-SS FC122X-SP FC122X-HH FC122X-HP	Sawn, Sawn Sawn, Pitched Honed, Honed Honed, Pitched	2 1/4" x 12"
FC124X-SS FC124X-SP FC124X-HH FC124X-HP	Sawn, Sawn Sawn, Pitched Honed, Honed Honed, Pitched	3 1/2" x 12"
FC182X-SS FC182X-SP FC182X-HH FC182X-HP	Sawn, Sawn Sawn, Pitched Honed, Honed Honed, Pitched	2 1/4" x 18"
FC184X-SS FC184X-SP FC184X-HH FC184X-HP	Sawn, Sawn Sawn, Pitched Honed, Honed Honed, Pitched	3 1/2" x 18"
FC242X-SS FC242X-SP FC242X-HH FC242X-HP	Sawn, Sawn Sawn, Pitched Honed, Honed Honed, Pitched	2 1/4" x 24"
FC244X-SS FC244X-SP FC244X-HH FC244X-HP	Sawn, Sawn Sawn, Pitched Honed, Honed Honed, Pitched	3 1/2" x 24"
FC322X-SS FC322X-SP FC322X-HH FC322X-HP	Sawn, Sawn Sawn, Pitched Honed, Honed Honed, Pitched	2 1/4" x 32"
FC324X-SS FC324X-SP FC324X-HH FC324X-HP	Sawn, Sawn Sawn, Pitched Honed, Honed Honed, Pitched	3 1/2" x 32"

PRODUCT CODE LEGEND

X = STONE TYPE: **B** = Bottom Ledge Cottonwood | **T** = Top Ledge Cottonwood | **FHG** = Flint Hills Gray | **O** = Onaga
PG = Plaza Gray | **P** = Prairie Shell | **S** = Silverdale

STANDARD PIER CAPS

PRODUCT CODE	FINISH (TOP, EDGES)	DIMENSIONS (H x L x W)
PC142X-SS PC142X-SP PC142X-HH PC142X-HP	Sawn, Sawn Sawn, Pitched Honed, Honed Honed, Pitched	2 1/4" x 14" x 14"
PC143X-SS PC143X-SP PC143X-HH PC143X-HP	Sawn, Sawn Sawn, Pitched Honed, Honed Honed, Pitched	3 1/2" x 14" x 14"
PC182X-SS PC182X-SP PC182X-HH PC182X-HP	Sawn, Sawn Sawn, Pitched Honed, Honed Honed, Pitched	2 1/4" x 18" x 18"
PC183X-SS PC183X-SP PC183X-HH PC183X-HP	Sawn, Sawn Sawn, Pitched Honed, Honed Honed, Pitched	3 1/2" x 18" x 18"
PC242X-SS PC242X-SP PC242X-HH PC242X-HP	Sawn, Sawn Sawn, Pitched Honed, Honed Honed, Pitched	2 1/4" x 24" x 24"
PC243X-SS PC243X-SP PC243X-HH PC243X-HP	Sawn, Sawn Sawn, Pitched Honed, Honed Honed, Pitched	3 1/2" x 24" x 24"
PC322X-SS PC322X-SP PC322X-HH PC322X-HP	Sawn, Sawn Sawn, Pitched Honed, Honed Honed, Pitched	2 1/4" x 32" x 32"
PC323X-SS PC323X-SP PC323X-HH PC323X-HP	Sawn, Sawn Sawn, Pitched Honed, Honed Honed, Pitched	3 1/2" x 32" x 32"

PRODUCT CODE LEGEND

X = STONE TYPE: **B** = Bottom Ledge Cottonwood | **T** = Top Ledge Cottonwood | **FHG** = Flint Hills Gray | **O** = Onaga
PG = Plaza Gray | **P** = Prairie Shell | **S** = Silverdale

STANDARD TREADS

PRODUCT CODE	FINISH (TOP, 1 EDGE)	DIMENSIONS (H x L x W)
TR21248X-YY	Y, Y	2 1/4" x 48" x 12"
TR21248X-YP	Y, Pitched Face	2 1/4" x 48" x 12"
TR21272X-YY	Y, Y	2 1/4" x 72" x 12"
TR21272X-YP	Y, Pitched Face	2 1/4" x 72" x 12"
TR21648X-YY	Y, Y	2 1/4" x 48" x 16"
TR21648X-YP	Y, Pitched Face	2 1/4" x 48" x 16"
TR21672X-YY	Y, Y	2 1/4" x 72" x 16"
TR21672X-YP	Y, Pitched Face	2 1/4" x 72" x 16"
TR21848X-YY	Y, Y	2 1/4" x 48" x 18"
TR21848X-YP	Y, Pitched Face	2 1/4" x 48" x 18"
TR21872X-YY	Y, Y	2 1/4" x 72" x 18"
TR21872X-YP	Y, Pitched Face	2 1/4" x 72" x 18"
TR22448X-YY	Y, Y	2 1/4" x 48" x 24"
TR22448X-YP	Y, Pitched Face	2 1/4" x 48" x 24"
TR22472X-YY	Y, Y	2 1/4" x 72" x 24"
TR22472X-YP	Y, Pitched Face	2 1/4" x 72" x 24"

PRODUCT CODE LEGEND

(X) T = Top Ledge Cottonwood | **FHG** = Flint Hills Gray | **O** = Onaga | **PG** = Plaza Gray | **P** = Prairie Shell

(Y) B = Blasted | **BR** = Brushed | **BH** = Bush Hammer | **HT** = Heritage | **ST** = Sawtooth | **SD** = Suede | **VG** = Veri Glass

AVAILABLE FINISHES

BLASTED



BRUSHED



BUSH HAMMER




HERITAGE



SAWTOOTH



SUEDE



VERI GLASS

