

# BRADFORD

U.S. STONE  
INDUSTRIES

Classics  
Collection



## Del Mar Limestone

Bradford - Small 3 rise with sawn ends

CONTACT US

info@usstoneindustries.com | (913) 529-4154

### PATTERN OPTIONS

for use with 5/8" or 1/2" mortar joint

| Standard<br>4-rise | Large<br>3-rise | Small<br>3-rise |
|--------------------|-----------------|-----------------|
| 2 1/4"             | 3 1/2"          | 2 1/4"          |
| 5"                 | 7 1/2"          | 5"              |
| 7 3/4"             | 11 1/2"         | 7 3/4"          |
| 10 1/2"            |                 |                 |

### THIN VENEER FLATS

3/4" to 1 1/4" thick x random split lengths up to 30"

### THIN VENEER CORNERS

3/4" to 1 1/4" thick x random split leg lengths up to 12" x approx. 4" return

### FULL BED DEPTH VENEER

4 1/2" (+/-) thick x random split lengths up to 30"

#### \*Standard 4-rise mix

(7% 2 1/4, 31% 5", 31% 7 3/4" and 31% 10 1/2")

#### \*\*Large 3-rise mix

20% 3 1/2, 40% 7 1/2", 40% 11 1/2"

#### \*\*\*Small 3-rise mix


20% 2 1/4, 40% 5", 40% 7 3/4"

\*\*\*\*Dry Stacked/No Joint options available. Call for details

### Description

Bradford is a split face Kansas limestone veneer with a classic aspect. Its sawn heights create a clean linear appearance. Historically known as "Dimensional", Bradford is available in thin and full-bed veneer with a variety of pattern sizes.

### Stones




Cottonwood




Silverdale



Onaga



Prairie Shell



Chestnut Shell



Flint Hills Mottled



Flint Hills Gray



Plaza Gray