

Residential and Architectural Series



PALMETTO
BRICK

Since 1919



Quality Brick and Exceptional Service

www.palmettobrick.com



Family-Owned Brick Makers

Palmetto brick is a legacy in the American history of family-owned brick makers.

In 1919 J.L. Anderson – using traditional beehive kilns and an adjacent railway line in the Great Pee Dee River valley – founded a brick company in upper South Carolina with a focus on making a quality product at a fair price. He not only set the tone for operations at Palmetto Brick, but also for four generations of Anderson family, who have directed the company as master craftsmen ever since.

The one constant in the company's long history has been the continuation of Mr. Anderson's vision: his emphasis on value and his unwavering commitment to creating quality brick of strength and elegance.

Using the latest technology in brick-making, a new architectural facility was commissioned in

2005 to service the architectural community with a plethora of colors, sizes and textures that are essential for modern designs. Rich, vibrant hues and through-the-body color palette provide architects unlimited design flexibility.

Today, Palmetto Brick is the largest family-owned brick maker in South Carolina, with the capabilities of producing more than 150 million brick per year, and remains one of only a handful of American-owned and operated brick manufacturers in the U.S.



Quality Brick and Exceptional Service
www.palmettobrick.com

Architectural Series




Red Smooth



.75 Greystone Smooth



Buffstone Smooth



Medium Red Smooth



Flashed Smooth



Dark Red Smooth



Brown Smooth



Black Smooth



Buffstone wirecut with Chocolate and Dark Red accents




1.25 Greystone w/c with .25 Greystone w/c accent

Architectural Series



Red Wirecut with Light Rose & Buffstone accents



Red Wirecut



Medium Red Wirecut



Chocolate Smooth



Flashed Wirecut



Dark Red Wirecut




Brown Wirecut




Black Wirecut




Red Scratch



Red Ruffle



Medium Red Scratch




Medium Red Scratch



Brown Ruffle



Black Ruffle



Flashed Ruffle

Architectural Series



Whitestone Wirecut



Buffstone



Chocolate Wirecut




Ivorystone Wirecut



Caramel



Light Rose




.25 Greystone Wirecut



Mocha



Dark Rose



.75 Greystone Wirecut




Walnut



Custom Blend*



1.25 Greystone Wirecut



2.0 Greystone Wirecut



Whitestone Modular

* Custom blends are done at manufacturer's discretion and are subject to an upcharge or blending fee

Residential Series



Woodstock Oversize



Woodstock



Oak Grove



Hartsville Rose



Ship Ballast



London Ballast



Terra Blend



Laurel Bay



Old English



Kingsmill

Residential Series



Hampton



Old Lynchburg



Biltmore



Onslow



Low Country



Savannah River



Ashland



Myrtle Sand



Riviera



Old Marlborough



Bucksport



Myrtle Sand Queensize

Thin Brick

Palmetto's thin brick selection allows the versatility to design with brick when structural and other considerations will not allow the use of standard brick masonry. Most of the colors in this brochure are offered in thin brick.

Our 1/2" lightweight thin brick products can be used anywhere. Backsplashes, fireplaces, interior walls, floors and kitchen accents just to mention a few areas where the beauty of brick can transform the ambiance of any room.

By selecting Palmetto Brick Thin Brick, you are choosing to design your project with the lasting service and rich appearance that only brick can provide.

Sustainability and Conservation

Palmetto Brick is the leader in today's sustainability and conservation effort. Builders and architects can be assured our products exceed the requirements to qualify for points under the nationally recognized LEED rating system. Incorporating pre-consumer waste clays and recycled natural resources in our manufacturing process allows Palmetto Brick Company to produce products with as much as 90% certified recycled content. Furthermore, with our new solar farm, we produce 35% of our required energy.



Modular	Queensize	Oversize	Closure	Utility	Norman
7.0/Sq.Ft.	5.7/Sq.Ft.	5.7/Sq.Ft.	4.5/Sq.Ft.	3.0/Sq.Ft.	4.5/Sq.Ft.
3.7 lbs.	3.5 lbs.	4.4 lbs.	5.8 lbs.	9.0 lbs.	5.5 lbs.
W: 3 5/8	W: 2 3/4	W: 3 5/8	W: 3 5/8	W: 3 5/8	W: 3 5/8
H: 2 1/4	H: 2 3/4	H: 2 3/4	H: 3 5/8	H: 3 5/8	H: 2 1/4
L: 7 5/8	L: 7 5/8	L: 7 5/8	L: 7 5/8	L: 11 5/8	L: 11 5/8

Main Office

3501 Brickyard Rd
Wallace, SC 29596
Toll Free: 800-922-4423
Local: 843-537-7861

Florence

2510 Melon Street
Florence, SC 29501
Toll Free: 800-561-2742
Local: 843-665-2742

Monroe

4812 Highway 74 West
Monroe, NC 28110
Toll Free: 800-763-9599
Local: 704-289-9599

Hampstead

19382 US Hwy 17
Hampstead, NC 28443
Toll Free: 800-768-1680
Local: 910-270-6153

Myrtle Beach

305 Greenleaf Circle
Myrtle Beach, SC 29579
Toll Free: 800-336-4254
Local: 843-236-2121



Quality Brick and Exceptional Service
www.palmettobrick.com

