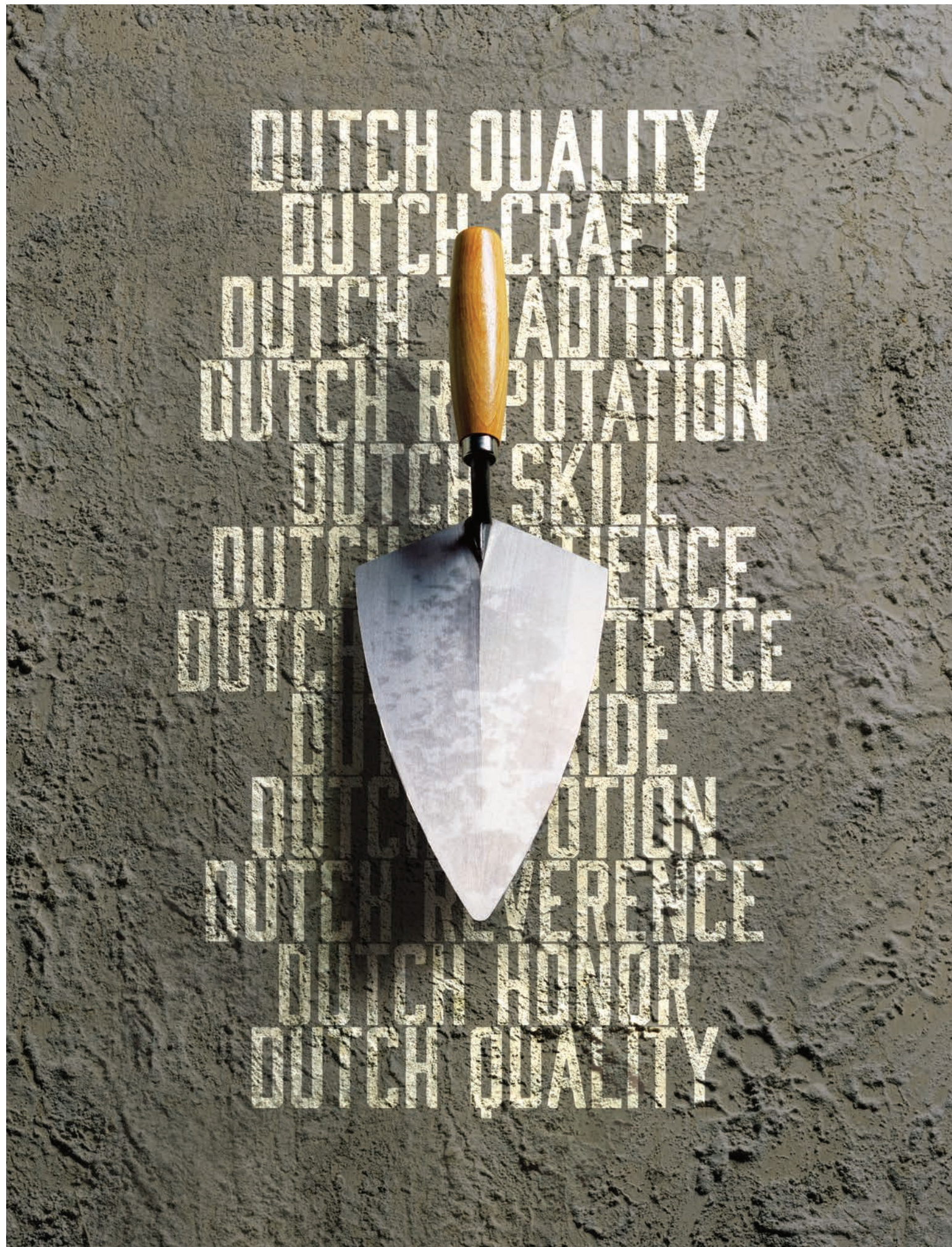




**DUTCH QUALITY STONE®**

CRAFTSMANSHIP BORN OF TRADITION





2026 Collection Volume 1

## PRODUCTS

Handformed Brick	6
Tuscan Ridge	7
Dry Stack	8
Ledgestone	9
Weather Ledge	10-11
Limestone	12
Fieldstone	13
Stack Ledge	14
Rough Ashlar	15

## INTERIOR / EXTERIOR / COMMERCIAL

Design Inspiration	16-21
--------------------	-------

## ACCESSORIES

Hearthstones	22
Window Trim	24
Keystones	24
Sills	24
Capstones	25
Utility Accents	25

## ADDITIONAL RESOURCES

Accessory Colors	27
Color Selection Guide	27
Profile Index	28-29
Profile Dimensions	31
Warranty	31



## WHAT IS “DUTCH” QUALITY?

It is craft shaped by a code. A way jobs are done. And a devotion to doing them. With patience and persistence. Reverence and honor. Amish values and a pioneer's spirit.

A belief in hard work, tempered skills and straightforward solutions. Good boots, frank talk and calloused hands.

A belief in beauty and quality and value. In perfect, balanced measures.

A belief shared by every mason and yardhand. Every soul who builds with us and backs us up. Forging a common bond that isn't all that common anymore.

Dutch Quality is our name, but it is so, so much more. It is a pledge. It is our word. And it is set in stone.



## HANDFORMED BRICK™

HEIGHT: 2 1/2" x LENGTH: 8 3/4"

Presenting an elevated tumbled brick design and configuration. Each piece is molded with exquisite variation and robust dimension to bring textured depth and artisanal charm to any space.



SNOWPACK HANDFORMED BRICK



COAL CREST®



QUAIL GREY™



SNOWPACK™



## TUSCAN RIDGE

HEIGHT: 1 1/2"-6 1/2" x LENGTH: 4 1/2"-14"

A combination of large rubble rocks and rustic ledgerstone creates the impression of traditional Italian stone masonry and gives each proud and impeccable project its own unique and authentic pattern.



ELKWOOD



NATURAL BLEND



SIENNA



WINTER POINT™

WINTER POINT TUSCAN RIDGE

PRESTIGE DRY STACK



# DRY STACK

HEIGHT: 2" & 4" x LENGTH: 5"-24"

Reinforcing our legacy of beauty, quality and value, Dry Stack panels create a look of intricately stacked natural stone but with increased installation efficiency. No grouting small ledge stones or prolonged construction timelines required.



ARIZONA



ASHEN



COAL CREST®



PENNSYLVANIA



PRESTIGE



SIENNA



WINTER POINT™



# LEDGESTONE

HEIGHT: 1½"-6½" x LENGTH: 7½"-23"

The choice for adding truly rugged character to your space, Ledgestone is heavily textured with deep lines and irregular shapes that create dramatic shadowing and lend the appearance of hand-hewn stone.

SAGEWOOD LEDGESTONE



"For more than two decades, Dutch Quality has built a reputation for producing a fine quality product. Their consistency in style, coloring and packaging makes them pleasing to both the eye of the customer and the hand of the mason."

- Shawn Wittmer  
Rock Solid Cut Stone & Supply




NATURAL BLEND



PENNSYLVANIA



PRESTIGE



QUAIL GREY™



SAGEWOOD



SIENNA



# WEATHER LEDGE

HEIGHT: 1½"–7½" × LENGTH: 4"–23"

Long, rectilinear stones in varying heights feature a distressed, gracefully aged surface and truly distinctive look. Weather Ledge is shaped to ensure tight dry-stack installation and moderate shadow relief, even when grouted.

WINTER POINT WEATHER LEDGE



ASHEN WEATHER LEDGE



ASHEN



COAL CREST™



ELKWOOD



NATURAL BLEND



OAK BLEND™



PENNSYLVANIA



PRESTIGE




QUAIL GREY™



SAGEWOOD



SIENNA



WINTER POINT™

ELKWOOD LIMESTONE



# LIMESTONE

HEIGHT: 2 1/2" - 7 1/2" x LENGTH: 4" - 22"

Precisely crafted for the clean, classic appeal of a hand-chiseled stone in molded shapes and uniform sizes that are easily installed. The timeless look of Limestone is a favorite among designers, masons and homeowners.



AUTUMN BLEND



CHARCOAL



COLUMBUS BLEND



ELKWOOD



GREAT LAKES



KENTUCKY BLEND



OAK BLEND™



OHIO TAN



PENNSYLVANIA




# FIELDSTONE

SMALLEST: 5" x LARGEST: 22"

With rustic textures and forms seemingly tumbled by time, our Fieldstone looks like it was harvested from the countryside. But it's actually the result of meticulous, time-honored molding processes that create organic shapes.

KENTUCKY FIELDSTONE



KENTUCKY



PENNSYLVANIA



SIENNA

"Delivering a product to our customers that represents true pride and old-world craftsmanship has become the experience of a lifetime for our family."

- Aarin Downs Vest & Dave Downs  
Stone Connections, LLC



# STACK LEDGE

HEIGHT: 1 1/2"-6 1/2" x LENGTH: 7 1/2"-21"

The irregular surface details and chiseled textures of Stack Ledge are crafted for a sturdy and authentic look in any application. When squaring the edges, Stack Ledge allows for a tighter, more installer-friendly fit.

OAK BLEND STACK LEDGE



AUTUMN BLEND



FALLBROOK



OAK BLEND™



SAGEWOOD



SIENNA



STEINHAUS



SAGEWOOD STACK LEDGE



WINTER POINT ROUGH ASHLAR

# ROUGH ASHLAR

HEIGHT: 3 1/2"-12 1/2" x LENGTH: 6"-23"


Rough Ashlar is an ideal option for projects that need to maintain a traditional style while providing a contemporary edge. Varied stone sizes offer a pleasing textural diversity with enough continuity to compose a cohesive collection.



GREYSTONE™



TRAILHEAD™



WINTER POINT™



QUAIL GREY WEATHER LEDGE



WINTER POINT TUSCAN RIDGE



SIENNA DRY STACK



ASHEN WEATHER LEDGE

# DUTCH QUALITY STONE® FOR INTERIORS

In man's hierarchy of needs, shelter is essential. As is the timeless tradition of bringing nature in to keep the elements out — with enduring beauty and dignity. Dutch Quality Stone provides the inspiration to transform a simple wall, create a focal point or carve out intimate corners in wide-open great rooms. Our stones give you a range of choices that create authentic character, texture and pride.

ELKWOOD TUSCAN RIDGE



SAGEWOOD LEDGESTONE AND SIENNA FIELDSTONE BLEND



NATURAL BLEND LEDGESTONE



QUAIL GREY WEATHER LEDGE



PRESTIGE DRY STACK

# DUTCH QUALITY STONE® FOR EXTERIORS

For as long as people have been building spaces in which to gather, stone has been their sturdy, beautiful and proud material of choice. That's still true today. Our artisan-crafted stone styles bring an organic element to outdoor walls, fireplaces, patio-scapes, kitchens and more, marrying the rugged textures and subtle colors so loved in nature with the ease of installation only Dutch Quality Stone can deliver.

ARIZONA DRY STACK



COLUMBUS BLEND LIMESTONE

## DUTCH QUALITY STONE® FOR COMMERCIAL

Our commitment to time-honored craft doesn't end at the home. No way. Dutch Quality Stone offers a wide selection of stone veneer styles to add beauty, character and eye-catching detail to every commercial application. Without the engineering and budget demands associated with natural stone. How? Our production team carefully mixes old-fashioned craftsmanship and advanced technology, so that high-volume orders are quickly fulfilled to meet our exacting standards. And yours. To keep you on time and on budget — while capturing attention, inviting foot traffic and maximizing property value. Anything else just wouldn't be Dutch Quality.



AUTUMN BLEND LIMESTONE



PENNSYLVANIA LEDGESTONE



GREAT LAKES LIMESTONE



PENNSYLVANIA & NATURAL BLEND LEDGESTONE



GREAT LAKES LIMESTONE

## ACCESSORIES

# THE FINISHING TOUCH.

Dutch Quality Stone® accessories are the details that lend a beautiful and enduring finish to every residential or commercial project — not to mention, a clean, rugged transition for windows, doorways and other materials. All Dutch Quality accessories are offered in a variety of textures, shapes and colors to coordinate with your stone. See page 27 to match your stone color with a complementary accessory color.

## HEARTHSTONES

SIZING: 19" (L) x 20" (W)

Hearthstones have the appearance of chiseled edges and weathered top surfaces for the perfect finishing touch.



BROWN



FOGG



GREY



MIST



TAN



TAUPE



WINTER POINT WEATHER LEDGE WITH MIST HEARTHSTONE

# WINDOW TRIM

AVAILABLE IN BROWN, FOGG, GREY, TAN & TAUPE.



## FLAT WINDOW TRIM

Above: Shown in **Tan**.  
22¾" (L) × 6½" (W) × 1½" (D)



## ROW LOCKS

Above: Shown in **Tan**.  
7" (L) × 5" (W)

# KEYSTONES

AVAILABLE IN BROWN, FOGG, GREY, TAN & TAUPE.



## CHISELED EDGE KEYSTONE

Above: Shown in **Tan**.  
*Small Keystone*—  
6" 9" (W) × 8" (H) × 1½" (D)  
*Large Keystone*—  
7" 12" (W) × 11" (H) × 1½" (D)




## TRIM STONES

Above: Shown in **Tan**.  
8" (L) × 6" (W)

# SILLS

AVAILABLE IN BROWN, FOGG, GREY, TAN & TAUPE.



## WATER TABLE SILL

Above: Shown in **Tan**.  
23½" (L) × 3" (H) × 2½" (D)

# CAPSTONES

AVAILABLE IN BROWN, FOGG, GREY, TAN & TAUPE.



## WALL CAPS

Above: Shown in **Tan**.  
12" (W) × 23½" (L) × 2" (D)  
14" (W) × 23½" (L) × 2" (D)  
16" (W) × 23½" (L) × 2" (D)



## PIER CAPS

Above: Shown in **Tan**.  
22" (W) × 22" (L) × 3" (D)  
30" (W) × 30" (L) × 3" (D)



## FLAT WALL CAPS

Above: Shown in **Taupe**.  
12" (W) × 24" (L) × 2¼" (D)  
14" (W) × 24" (L) × 2¼" (D)  
16" (W) × 24" (L) × 2¼" (D)



## CHISELED CAPS

Above: Shown in **Brown**.  
22" (W) × 22" (L) × 3" (D)  
24" (W) × 24" (L) × 3" (D)  
31" (W) × 31" (L) × 3" (D)

# UTILITY ACCENTS

AVAILABLE IN BROWN, FOGG, GREY, TAN & TAUPE.



## WATER HYDRANT BLOCK

Above: Shown in **Tan**.  
6½" (W) × 8" (H)  
1½" Diameter Opening



## RECEPTACLE BLOCK

Above: Shown in **Tan**.  
6½" (W) × 8" (H)  
2½" (W) × 4" (H) Opening



## LIGHT BLOCK

Above: Shown in **Tan**.  
8" (W) × 11" (H)  
4" Diameter Opening

# OUR PRODUCTS

With equal parts pride and precision, Dutch Quality craftsmen create a wide selection of stone styles, colors and sizes — even thoughtfully designed accessories — for your interior, exterior, residential and commercial projects.

Our original master molds are meticulously crafted to capture the rich beauty and complex character of natural stone. It's a process that requires both art and technology.

Not to mention, the steadfast support of our customers. With customer service that's as finely hewn to the values of "Dutch" quality as our products. It's our solemn commitment: To make certain we're always aligned with your project, budget and timing. And above all, your style.

Otherwise, it just wouldn't be Dutch Quality Stone®.

## ACCESSORY COLORS



BROWN FOGG GREY MIST TAN TAUPE

## COLOR SELECTION GUIDE

<b>HANDFORMED BRICK™</b> Coal Crest® Quail Grey™ Snowpack™	Hearthstone Fogg Grey Grey, Mist	Accessories Fogg Grey Grey	<b>LIMESTONE</b> Autumn Blend Charcoal Columbus Blend Elkwood Great Lakes Kentucky Blend Oak Blend™ Ohio Tan Pennsylvania	Hearthstone Brown Grey Tan, Mist Grey, Fogg, Taupe Tan, Mist Grey, Fogg Tan Tan, Mist Taupe, Brown	Accessories Brown Grey Tan Grey, Fogg, Taupe Tan Grey, Fogg Tan Tan Taupe, Brown
<b>TUSCAN RIDGE</b> Elkwood Natural Blend Sienna Winter Point™	Hearthstone Grey, Fogg, Taupe Tan, Mist Tan, Taupe, Brown, Mist Grey	Accessories Grey, Fogg, Taupe Tan Tan, Taupe, Brown Grey	<b>FIELDSTONE</b> Kentucky Pennsylvania Sienna	Hearthstone Grey Taupe, Brown Taupe, Brown	Accessories Grey Taupe, Brown Taupe, Brown
<b>DRY STACK</b> Arizona Ashen Coal Crest® Pennsylvania Prestige Sienna Winter Point™	Hearthstone Tan, Mist Brown, Fogg Fogg Taupe, Brown Grey, Fogg Tan, Taupe, Brown, Mist Grey	Accessories Tan Brown, Fogg Fogg Taupe, Brown Grey, Fogg Tan, Taupe, Brown Grey	<b>STACK LEDGE</b> Autumn Blend Fallbrook Oak Blend™ Sagewood Sienna Steinhaus	Hearthstone Brown Grey, Tan, Mist Tan Taupe, Fogg Tan, Taupe, Brown, Mist Grey, Fogg	Accessories Brown Grey, Tan Tan Taupe, Fogg Tan, Taupe, Brown Grey, Fogg
<b>LEDGESTONE</b> Natural Blend Pennsylvania Prestige Quail Grey™ Sagewood Sienna	Hearthstone Tan, Mist Taupe, Brown Grey, Fogg Grey Taupe, Fogg Tan, Taupe, Brown, Mist	Accessories Tan Taupe, Brown Grey, Fogg Grey Taupe, Fogg Tan, Taupe, Brown	<b>ROUGH ASHLAR</b> Greystone™ Trailhead™ Winter Point™	Hearthstone Grey, Fogg Tan Mist, Grey	Accessories Grey, Fogg Tan Grey
<b>WEATHER LEDGE</b> Ashen Coal Crest® Elkwood Natural Blend Oak Blend™ Pennsylvania Prestige Quail Grey™ Sagewood Sienna Winter Point	Hearthstone Brown, Fogg Fogg Grey, Fogg, Taupe Tan, Mist Tan Taupe, Brown Grey, Fogg Grey Taupe, Fogg Tan, Taupe, Brown, Mist Grey	Accessories Brown, Fogg Fogg Grey, Fogg, Taupe Tan Tan Taupe, Brown Grey, Fogg Grey Taupe, Fogg Tan, Taupe, Brown Grey			



**MORTAR TINT**  
Available in:  
Brown, Taupe & Tan

# PROFILE INDEX



**HANDFORMED BRICK™**  
Coal Crest®  
pg. 6

**HANDFORMED BRICK™**  
Quail Grey™  
pg. 6

**HANDFORMED BRICK™**  
Snowpack™  
pg. 6

**TUSCAN RIDGE**  
Elkwood  
pg. 7

**TUSCAN RIDGE**  
Natural Blend  
pg. 7

**TUSCAN RIDGE**  
Sienna  
pg. 7



**TUSCAN RIDGE**  
Winter Point™  
pg. 7

**DRY STACK**  
Arizona  
pg. 8

**DRY STACK**  
Ashen  
pg. 8

**DRY STACK**  
Coal Crest®  
pg. 8

**DRY STACK**  
Pennsylvania  
pg. 8

**DRY STACK**  
Prestige  
pg. 8



**DRY STACK**  
Sienna  
pg. 8

**DRY STACK**  
Winter Point™  
pg. 8

**LEDGESTONE**  
Natural Blend  
pg. 9

**LEDGESTONE**  
Pennsylvania  
pg. 9

**LEDGESTONE**  
Prestige  
pg. 9

**LEDGESTONE**  
Quail Grey™  
pg. 9



**LEDGESTONE**  
Sagewood  
pg. 9

**LEDGESTONE**  
Sienna  
pg. 9

**WEATHER LEDGE**  
Ashen  
pg. 10-11

**WEATHER LEDGE**  
Coal Crest®  
pg. 10-11

**WEATHER LEDGE**  
Elkwood  
pg. 10-11

**WEATHER LEDGE**  
Natural Blend  
pg. 10-11



**WEATHER LEDGE**  
Oak Blend™  
pg. 10-11

**WEATHER LEDGE**  
Pennsylvania  
pg. 10-11

**WEATHER LEDGE**  
Prestige  
pg. 10-11

**WEATHER LEDGE**  
Quail Grey™  
pg. 10-11

**WEATHER LEDGE**  
Sagewood  
pg. 10-11

**WEATHER LEDGE**  
Sienna  
pg. 10-11



**WEATHER LEDGE**  
Winter Point™  
pg. 10-11

**LIMESTONE**  
Autumn Blend  
pg. 12

**LIMESTONE**  
Charcoal  
pg. 12

**LIMESTONE**  
Columbus Blend  
pg. 12

**LIMESTONE**  
Elkwood  
pg. 12

**LIMESTONE**  
Great Lakes  
pg. 12



**LIMESTONE**  
Kentucky Blend  
pg. 12

**LIMESTONE**  
Oak Blend™  
pg. 12

**LIMESTONE**  
Ohio Tan  
pg. 12

**LIMESTONE**  
Pennsylvania  
pg. 12

**FIELDSTONE**  
Kentucky  
pg. 13

**FIELDSTONE**  
Pennsylvania  
pg. 13



**FIELDSTONE**  
Sienna  
pg. 13

**STACK LEDGE**  
Autumn Blend  
pg. 14

**STACK LEDGE**  
Oak Blend™  
pg. 14

**STACK LEDGE**  
Fallbrook  
pg. 14

**STACK LEDGE**  
Sagewood  
pg. 14

**STACK LEDGE**  
Sienna  
pg. 14



**STACK LEDGE**  
Steinhaus  
pg. 14

**ROUGH ASHLAR**  
Greystone™  
pg. 15



**ROUGH ASHLAR**  
Trailhead™  
pg. 15

**ROUGH ASHLAR**  
Winter Point™  
pg. 15



## PROFILE DIMENSIONS

	HEIGHT	LENGTH	THICKNESS	CORNER RETURNS	CORNER HEIGHT	PAGES
<b>BRICK</b>						
<b>HANDFORMED BRICK</b>	2½"	8¾"	1"	3¾" short 8¾" long	2½"	6
<b>STONE</b>						
<b>TUSCAN RIDGE</b>	1½"–6½"	4½"–14"	1"–2½"	3"–5" short 7"–13" long	1½"–6½"	7
<b>DRY STACK</b>	2" & 4"	5"–24"	1"	3"–5" short 7"–12½" long	2"–4"	8
<b>LEDGESTONE</b>	1½"–6½"	7½"–23"	1"–2½"	3"–5" short 7"–12½" long	1½"–6½"	9
<b>WEATHER LEDGE</b>	1½"–7½"	4"–23"	1"–2½"	3"–5" short 7"–13" long	1½"–7½"	10-11
<b>LIMESTONE</b>	2½"–7½"	4"–22"	1"–2½"	3"–5" short 4"–13" long	2½"–7½"	12
<b>FIELDSTONE</b>	5"–22"	5"–22"	1"–2½"	3"–5" short 5"–13" long	5"–22"	13
<b>STACK LEDGE</b>	1½"–6½"	7½"–21"	1"–2½"	3"–5" short 7"–13" long	1½"–6½"	14
<b>ROUGH ASHLAR</b>	3 ½"–12½"	6"–23"	¾"–2¼"	3"–5" short 8"–12½" long	3½"–12½"	15

## WARRANTY

Dutch Quality Stone® Inc., warrants, subject to the terms and conditions of the full written warranty, that its manufactured concrete products shall be free from defect in materials, manufacturing, and workmanship for a period of 50 years from the date of purchase. The manufacturer will not be liable for any cracked or damaged product due to mishandling, building settlement, improper installation, discoloration due to airborne contaminants, or acts of God beyond the control of the manufacturer. This warranty is limited to the original purchaser and may not be transferred. (Complete manufacturer's warranty is available on our website: [dutchqualitystone.com](http://dutchqualitystone.com))

### Additional Notes

Just as natural stone will vary in color, Dutch Quality Stone will reflect some degree of variation in color.

Actual stone color may vary from brochure. It may also vary from existing structures.

Veneer stone is not intended for and will not hold up to foot traffic.

Like any other cement product, under certain weather temperatures and conditions, stone may have signs of efflorescence.

Just as natural stone shows signs of scuffing, occasionally Dutch Quality Stone will have light scuffing.

With proper handling, there should not be heavy scuffing.

Dutch Quality Stone is not responsible for discoloration due to run-off from adjacent building materials.

Because Dutch Quality Stone® replicates natural stone, variations should be expected. Even though colors in this brochure are as close to the actual stone as possible, photographic and printing techniques—and actual viewing conditions—can alter perception of color. We recommend obtaining a sample of Dutch Quality Stone before placing an order.

If you would like more information on prices, availability of stone, the name of your local distributor, or answers to any questions not covered in this brochure, please contact us. We are happy to assist you with your stone building plans. Detailed installation instructions, specifications, technical information, and test data are available on our website at: [dutchqualitystone.com](http://dutchqualitystone.com).



Dutch Quality Stone, 18012 Dover Road, Mt. Eaton, Ohio 44659

PH: 330.359.7866 FAX: 330.359.5990 877.359.7866

[dutchqualitystone.com](http://dutchqualitystone.com)



Dutch Quality Stone meets or exceeds all ICC acceptance criteria. See ICC-ES Evaluation Report No. 1942 at [www.icc-es.org](http://www.icc-es.org).



BE BOUNDLESS™

THE PRODUCTS TO DO EVERYTHING. THE POWER TO DO EVEN MORE.

We're answering "what ifs" on a whole new level—from the solutions we create to the dreams we build. We have the tools and technology to tell design stories on a bigger scale and on a more personal level. There are no limits to how far we innovate, how deeply we express, how strongly we commit and how boldly we go.

Together let's Be Boundless™.



NEW COLORS  
UNEARTH OUR LIVED-IN NEUTRALS

Introducing our latest stone veneer colors—thoughtfully crafted, lived-in neutrals designed to bring warmth, texture, and timeless versatility to any architectural style.



ROUGH ASHLAR



3.5"–12.5" H × 6"–23" L

WEATHER LEDGE




1.5"–7.5" H × 4"–23" L

SOFT BARLEY™

A creamy, sun-washed neutral with delicate warmth, ready to pair with other natural materials.

Available in Rough Ashlar and Weather Ledge.

TUSCAN RIDGE



1.5"–6.5" H × 4.5"–14" L

WEATHER LEDGE



1.5"–7.5" H × 4"–23" L



SUMMER PLAINS™

An earthy, expressive, and rhythmic blend of sandy browns, cool greys, and blue-grey tones.

Available in Tuscan Ridge and Weather Ledge.

EXTENDED COLORS  
**LIGHTEN UP YOUR NEXT PROJECT**



**SNOWPACK™**

A fresh, serene white that amplifies natural light to soften open spaces.  
 Now extended to Rough Ashlar and Weather Ledge.



**COMPLETE THE LOOK WITH MIST**

Mist is a bold, bright white shade now available across the full line of Dutch Quality Stone accessories.

Accessories		
Chiseled Caps	Chiseled Edge Keystones	Light Block
Pier Caps	Flat Window Trim	Receptacle Block
Wall Caps	Row Locks	Water Hydrant Block
Flat Wall Caps	Trim Stone	Watertable/Sill